

ORCID , SCOPUS

- ▶ is a nonproprietary [alphanumeric code](#) to uniquely identify [scientific](#)
- ▶ [ORCID](#): ORCID stands for Open Researcher & Contributor ID.
- ▶ It is an international, interdisciplinary non-profit organization allowing researchers to attain a unique and persistent digital identifier.
- ▶ A key benefit of ORCID is that it helps solve name ambiguity in research and scholarly communications by creating a central registry of unique identifiers for individual researchers.
- ▶ [Scopus](#) is linked to [ORCID](#), allowing researchers to export their existing author information without the manual effort of adding it into the ORCID site itself. This is done by using their existing Scopus Author ID. To learn how, follow the steps below:

• قم بالدخول على الموقع التالي
[register now](https://orcid.org/register) و اضغط على <https://orcid.org/>



DISTINGUISH YOURSELF IN THREE EASY STEPS

ORCID provides a persistent digital identifier that distinguishes you from every other researcher and, through integration in key research workflows such as manuscript and grant submission, supports automated linkages between you and your professional activities ensuring that your work is recognized. [Find out more.](#)

1 REGISTER Get your unique ORCID identifier [Register now!](#)
Registration takes 30 seconds.

2 ADD YOUR INFO Enhance your ORCID record with your professional information and link to your other identifiers (such as Scopus or ResearcherID or LinkedIn).

3 USE YOUR ORCID ID Include your ORCID identifier on your Webpage, when you submit publications, apply for grants, and in any research workflow to ensure you get credit for your work.



LATEST NEWS

Mon 04/24/2017
New Feature Alert! Verifying your Email

Fri 04/14/2017
ORCID on the Road in the US and Europe!

Wed 04/12/2017
The ORCID Open Letter: One Year On

Mon 04/10/2017
筑波大学が日本で10番目のORCIDメンバー総見になり



• قم بادخال البيانات التالية



ORCID

Connecting Research
and Researchers

FOR RESEARCHERS

FOR ORGANIZATIONS

ABOUT

HELP

SIGN IN

SIGN IN

REGISTER FOR AN ORCID ID

LEARN MORE

3,315,656 ORCID iDs and counting. See more...

Register for an ORCID iD

ORCID provides a persistent digital identifier that distinguishes you from every other researcher and, through integration in key research workflows such as manuscript and grant submission, supports automated linkages between you and your professional activities ensuring that your work is recognized.

As per ORCID's [terms and conditions](#), you may only register for an ORCID iD for yourself.

First name

* ?

Last name

Email

*

Re-enter email

*

Create an ORCID password

* ?

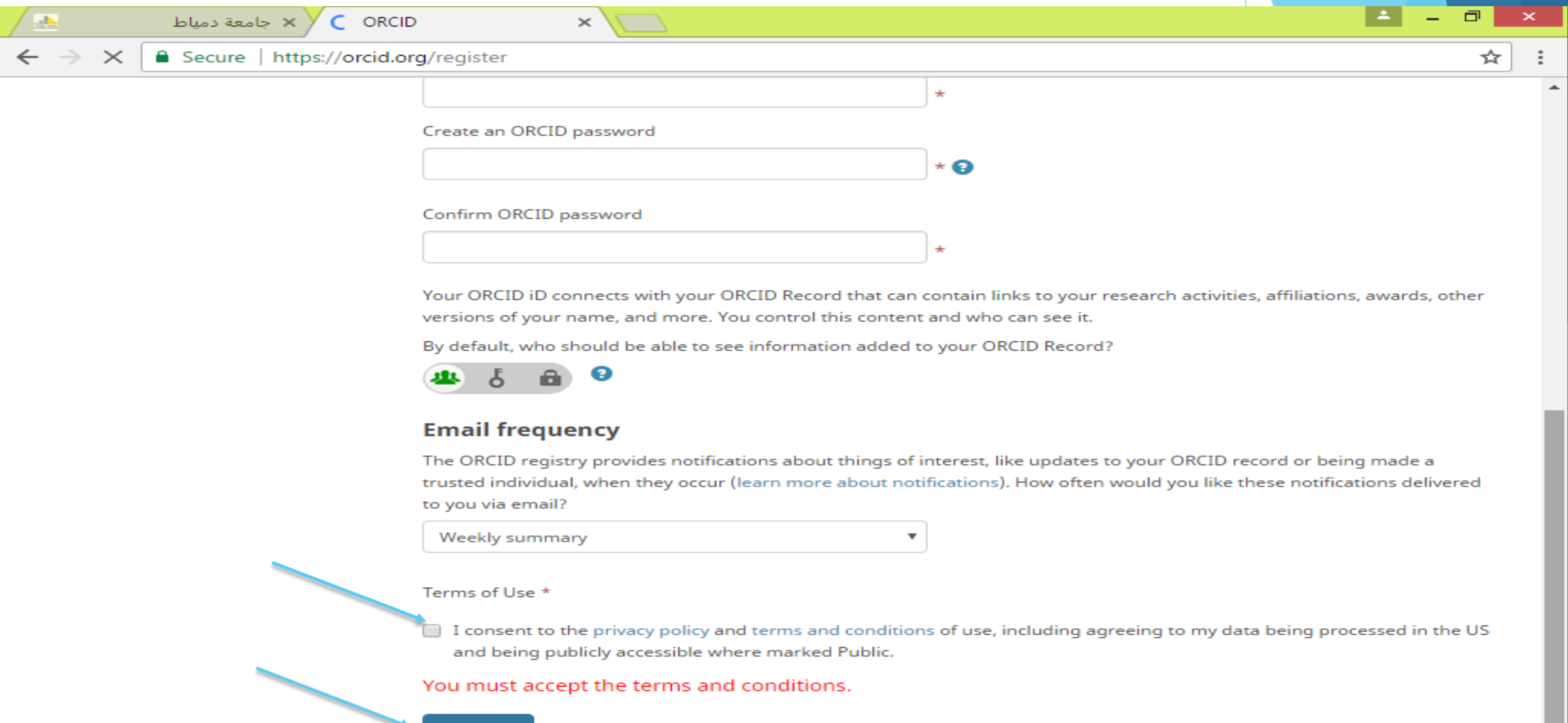
Confirm ORCID password

*

Your ORCID iD connects with your ORCID Record that can contain links to your research activities, affiliations, awards, other versions of your name, and more. You control this content and who can see it.



وافق على الشروط و اضغط على Register



The screenshot shows the ORCID registration page in a browser. The browser's address bar displays "https://orcid.org/register". The page contains several input fields for password creation, a section for selecting privacy settings, an "Email frequency" section with a dropdown menu set to "Weekly summary", and a "Terms of Use" section with an unchecked checkbox. Two blue arrows point to the checkbox and the "Register" button.

جامعة دمياط x ORCID x

Secure | https://orcid.org/register

*

Create an ORCID password




* ?

Confirm ORCID password

*

Your ORCID iD connects with your ORCID Record that can contain links to your research activities, affiliations, awards, other versions of your name, and more. You control this content and who can see it.

By default, who should be able to see information added to your ORCID Record?

   ?

Email frequency

The ORCID registry provides notifications about things of interest, like updates to your ORCID record or being made a trusted individual, when they occur ([learn more about notifications](#)). How often would you like these notifications delivered to you via email?

Weekly summary ▼

Terms of Use *

I consent to the [privacy policy](#) and [terms and conditions](#) of use, including agreeing to my data being processed in the US and being publicly accessible where marked Public.

You must accept the terms and conditions.


ORCID ID



Biography




ORCID ID


 orcid.org/0000-0002-1369-4545

[View public version](#)

 [Get a QR Code for your iD ?](#)

 Also known as

 Country

 Keywords

 Websites

 Emails

▼ Education ()

+ Add education

⇅ Sort



▼ Employment ()

+ Add employment

⇅ Sort



▼ Funding ()

+ Add funding

⇅ Sort



▼ Works ()

+ Add works

⇅ Sort



مثال confirmation mail

- [ORCID] Thanks for creating an ORCID iD

ORCID <support@verify.orcid.org>

Today at 10:06

This message contains blocked images. [Show Images](#) [Change this setting](#)

ORCID.org

Dear [REDACTED]

Thank you for registering for an ORCID identifier. To complete your registration please verify your email address.

[Verify your email address](#)

Or copy and paste this link into your browser's address bar:

<https://orcid.org/verify-email/WTdPVFY1czhoa0YrV0tacnJXOUZlazBaWnlTS0k1MFlad3F0azBZU1U3QTFmWGZONFdrVkiTczhE V0tyTctITg?lang=en>

- Your ORCID iD is [0000-0002-1369-4545](https://orcid.org/0000-0002-1369-4545)
- The link to your public record is <http://orcid.org/0000-0002-1369-4545>

Next steps:

1. Add more information to your ORCID Record

Access your ORCID record at <https://orcid.org/my-orcid> and add additional information to your record. Funders, publishers, universities and others use the information contained in an ORCID Record to help decrease the record keeping they ask from you. Increase the amount of information you can share in this way by adding other names you are known by, professional information, funding items you have received and works you have created to your Record.

For tips on adding information to your ORCID record see:

<https://support.orcid.org/knowledgebase/articles/460004>

2. Use your ORCID iD when publishing, applying for grants and more

Many systems ask for your ORCID iD to create a link between you and your research outputs. Continue to use your ORCID iD whenever it is asked for to get credit for your work and decrease future record keeping.

Need Help?

If you have any questions or need help, contact the ORCID support team or visit <https://support.orcid.org>.

قم بإضافة Damietta University في قائمة institution وأكمل باقي البيانات المطلوبة و اضغط على add to list

Scopus - Document search x Scopus® Interactive Tuto x Ten things you need to k x (607 unread) - Yahoo - Y x ORCID x

Secure | https://orcid.org/my-orcid

Search English

ORCID Connecting Research and Researchers

FOR RESEARCHERS FOR ORGANIZATIONS ABOUT HELP SIGN OUT

MY ORCID RECORD INBOX ACCOUNT SETTINGS DEVELOPER TOOLS LEARN MORE

3,315,656 ORCID iDs and counting. See more.

Thank

ADD EMPLOYMENT

Institution/employer *

Department

City *

Role/title

State/region

Start date

Year Month Day

Country *

End date (leave blank if current)

Year Month Day

Add to list Cancel

Scopus

- ▶ Scopus is a bibliographic database containing abstracts and citations for academic journal articles.
- ▶ <http://lib.dmu.edu/db/scopus/register>
- ▶ developed by Elsevier and used in Scopus and related products
- ▶ When you register in Scopus, you can:
- ▶ Create search alerts, document citation alerts and author citation alerts
- ▶ Save searches
- ▶ Save lists of documents or grouped authors
- ▶ Customize your personal Scopus sessions

قم بالدخول على الموقع التالي
register و اضغط على <https://www.scopus.com>

The screenshot shows the Scopus website homepage. The browser address bar displays "https://www.scopus.com". The navigation menu includes "Search", "Sources", "Alerts", "Lists", "Help", "SciVal", "Register", and "Login". A green arrow points to the "Register" button. The main heading is "Document search" with a "Compare sources" link. Below the heading are tabs for "Documents", "Authors", "Affiliations", and "Advanced". The search input field contains the text "Search" and "E.g., 'heart attack' AND stress". The search criteria dropdown is set to "Article title, Abstract, Keywords". There is a "Limit" link and a "Search" button. A "Reset form" link is also present. At the bottom right, there is a "Learn more about how to Improve Scopus" link with a speech bubble icon.

About Scopus

[What is Scopus](#)
[Content coverage](#)
[Scopus blog](#)
[Scopus API](#)
[Privacy matters](#)

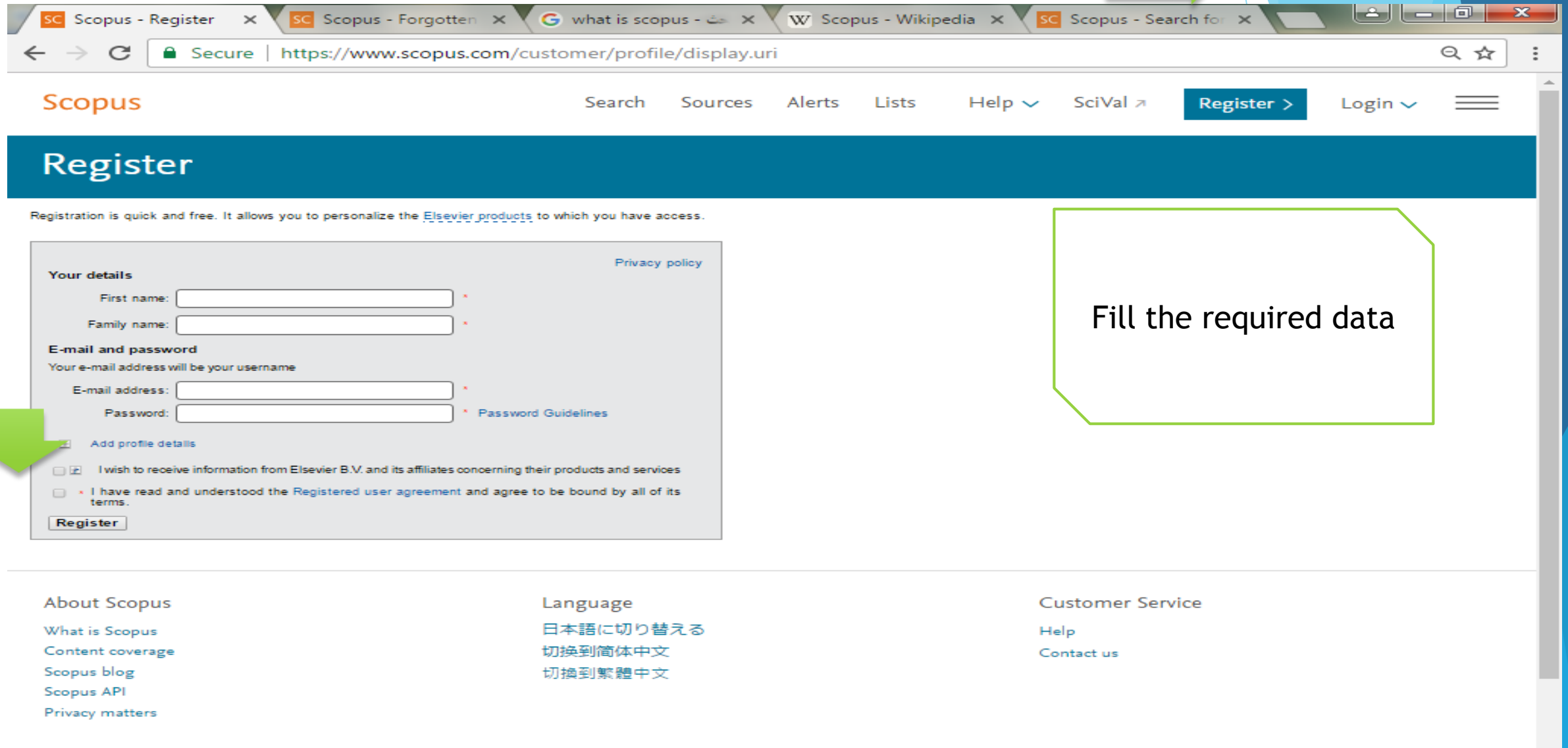
Language

[日本語に切り替える](#)
[切换到简体中文](#)
[切换到繁体中文](#)

Customer Service

[Help](#)
[Contact us](#)

• قم بادخال البيانات التالية , وافق على الشروط و اضغط على Register



The image shows a browser window with the Scopus registration page. A green arrow points to the 'Register' button in the top navigation bar. Another green arrow points to the registration form. A green box highlights the text 'Fill the required data'.

Scopus - Register x Scopus - Forgotten x what is scopus - x Scopus - Wikipedia x Scopus - Search for x

Secure | <https://www.scopus.com/customer/profile/display.uri>

Scopus Search Sources Alerts Lists Help v SciVal a Register > Login v

Register

Registration is quick and free. It allows you to personalize the [Elsevier products](#) to which you have access.

[Privacy policy](#)

Your details

First name: *

Family name: *

E-mail and password

Your e-mail address will be your username

E-mail address: *

Password: * [Password Guidelines](#)

[Add profile details](#)

I wish to receive information from Elsevier B.V. and its affiliates concerning their products and services

* I have read and understood the [Registered user agreement](#) and agree to be bound by all of its terms.

About Scopus

[What is Scopus](#)

[Content coverage](#)

[Scopus blog](#)

[Scopus API](#)

[Privacy matters](#)

Language

[日本語に切り替える](#)

[切换到简体中文](#)

[切换到繁体中文](#)

Customer Service

[Help](#)

[Contact us](#)

Fill the required data

Registration successful

Your personal account has been created successfully. A message confirming your registration has been sent to the e-mail address you specified. Your Username is shown below.

Username: **john.user@elsevier.edu**

Click the Continue button below to proceed.

[Continue](#)

About Scopus
[What is Scopus](#)
[Content coverage](#)

Language
[日本語に切り替える](#)

Customer Service
[Help and Contact](#)
[Live Chat](#)

About Elsevier
[Terms and Conditions](#)
[Privacy Policy](#)



- ▶ **Your username is the email address you gave on the registration form.**
- ▶ **You will receive e-mail confirmation of your registration.**
- ▶ **Click Continue to log in with your new username and password.**
- ▶ **You are now logged in.**
- ▶ **Your name appears at the top of each page as a reminder.**
- ▶ **Click Logout to end your session.**
- ▶ **If you are using a public or shared computer, logging out at the end of every session will help to safeguard your username and password.**

SCOPUS release enhancements are now available, [learn more](#)

[Document search](#) | [Author search](#) | [Affiliation search](#) | [Advanced search](#)

Search for... *Eg. "heart attack" AND stress*

[+ Add search field](#)

Limit to:

Date Range (inclusive)

Published to

Added to Scopus in the last days

Subject Areas

Life Sciences (> 4,300 titles)

Health Sciences (> 6,800 titles, 100% Medline coverage)

Document Type

Physical Sciences (> 7,200 titles)

Social Sciences & Humanities (> 5,300 titles)

You are now logged in. Your name appears at the top of each page to remind you that your personal session is active.

- ▶ Steps to add works from Scopus to ORCID
 - ▶ [http://libguides.lb.polyu.edu.hk/orcid/orcidscopus#Step 1](http://libguides.lb.polyu.edu.hk/orcid/orcidscopus#Step%201)
- ▶ how to use SCOPUS
 - ▶ <http://lib.dmu.edu/db/scopus/register>

اعداد فريق البوابة الالكترونية